




# Advanced Angular

With your host **Alex Okrushko**





## What to expect

**By the end of this workshop you'll be familiar with the SSR and other performance optimizations in Modern Angular. We'll touch on State Management as well.**



# Workshop Key Takeaways

- Next-Gen Rendering & Performance
- Advanced UI Patterns & DI
- RxJS Concurrency & Error Patterns
- Enterprise State (SignalStore)
- Testing with Vitest



About me?



# Meet your instructor

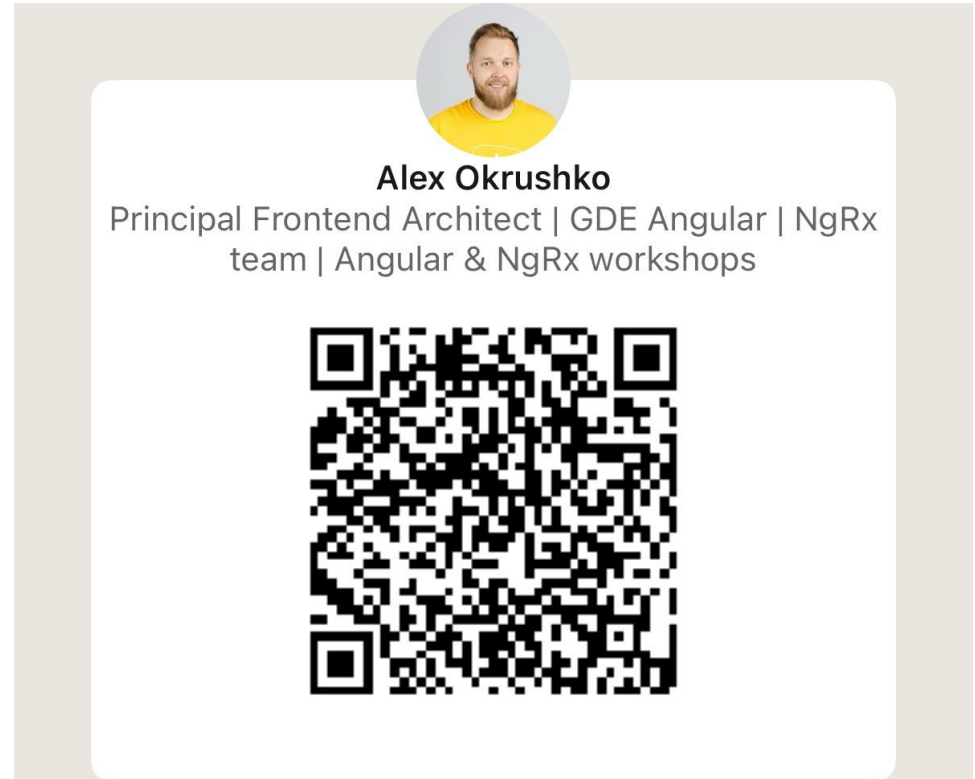
- 17+ years in Software Engineering
- Lead teams in companies like Google, Cisco and Snowflake
- Core team NgRx and Google Developer Expert in Angular
- I love sports and mentorships



# How to reach out?

<https://www.linkedin.com/in/alex-okrushko>

<https://x.com/AlexOkrushko>

A profile card for Alex Okrushko. At the top is a circular profile picture of a man with a beard wearing a yellow shirt. Below the photo is the name "Alex Okrushko" in bold. Underneath the name is the text "Principal Frontend Architect | GDE Angular | NgRx team | Angular & NgRx workshops". At the bottom of the card is a large QR code.

**Alex Okrushko**  
Principal Frontend Architect | GDE Angular | NgRx  
team | Angular & NgRx workshops



# About this course



# Course Structure

- 5 Modules with multiple Steps in each
- I'll go over the material for each module
- Hands-on coding
- Code review



# Important Links

- These slides (<https://angular.short.gy/fm-advanced>)
- Project Code (<https://angular.short.gy/devfest-workshop>)



# Software Installation

- [Latest version of Node or Active LTS](#)
- [Angular CLI](#)
- [Visual Studio Code](#)
- [Angular Language Service Plugin for VS Code](#)

o o o

1 \$ ng version

2

3 Angular CLI: 21.0.3

4

5



## Create a new fork

A *fork* is a copy of a repository. Forking a repository allows you to freely experiment with changes without affecting the original project.

*Required fields are marked with an asterisk (\*).*

**Owner \***

Choose an owner ▾

**Repository name \***

devfest-manager

By default, forks are named the same as their upstream repository. You can customize the name to distinguish it further.

**Description**

Uncheck the checkbox

0 / 350 characters

Copy the `main` branch only

Contribute back to alex-okrushko/devfest-manager by adding your own branch. [Learn more.](#)

Create fork

```
$ git clone git@github.com:alex-okrushko/devfest-manager.git
```

ooo

1 \$ git checkout d2m1

2 \$ npm install --force

3 \$ npm run dev

4

5

# http://localhost:4200



DevfestManager

localhost:4200


DevFest Manager

Events Admin Tickets: 0

## Upcoming Events

Search events...

Searching for:




**ANGULAR KEYNOTE**

Dec 10, 2025 In 1 Days

**Angular Keynote**

♡ Like Remove

[View Details →](#)




**SIGNALS DEEP DIVE**

Dec 11, 2025 In 2 Days

**Signals Deep Dive**

♡ Like Remove

[View Details →](#)



**SERVER-SIDE RENDERING AT SCALE**

Dec 21, 2025 In 12 Days

**Server-Side Rendering at Scale**

♡ Like Remove

[View Details →](#)

© 2026 DevFest Manager



# Explore an Angular project

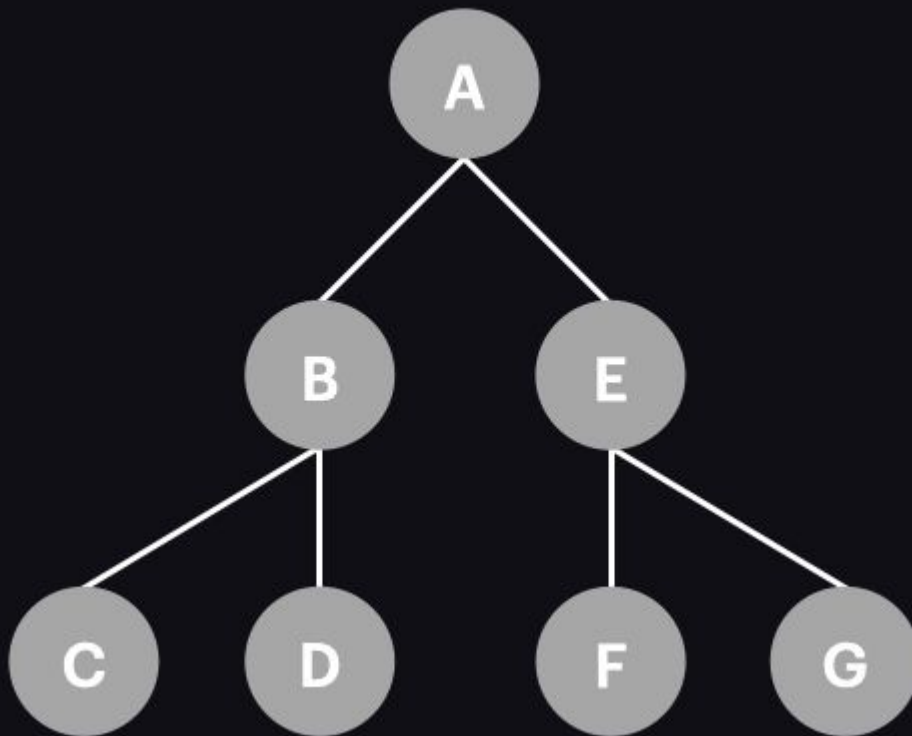
**01** Open VS Code

**02** Open the project folder in VS  
Code:

**File > Open Folder > [Choose  
devfest-manager]**

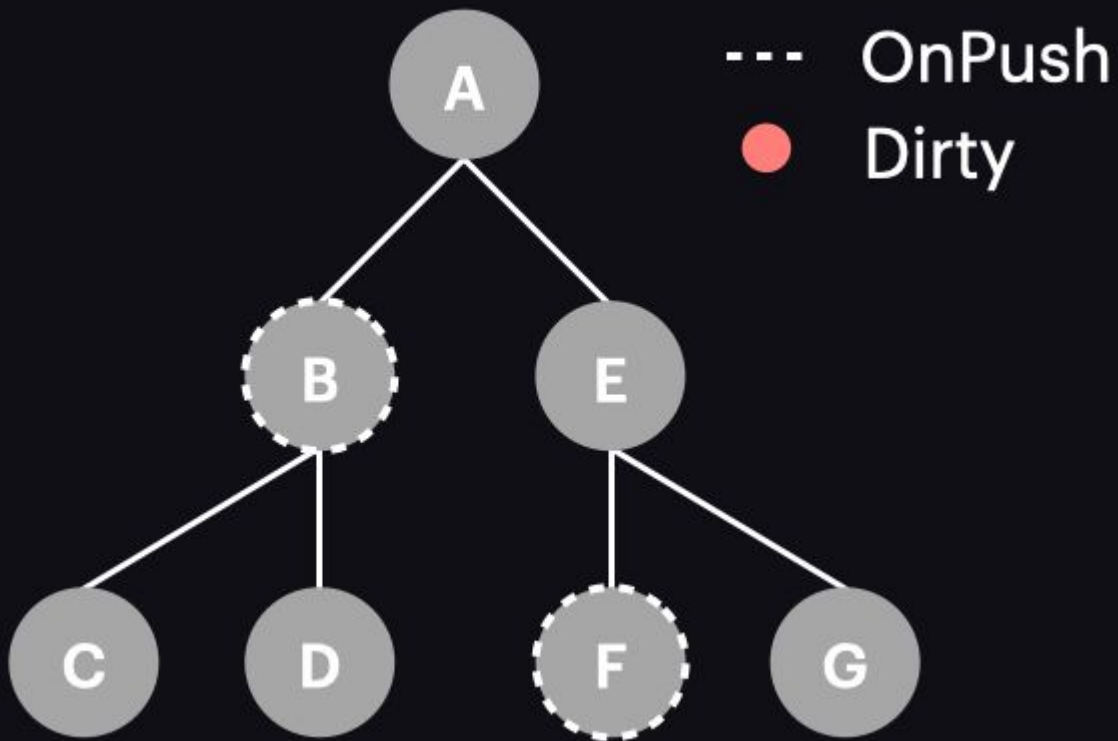


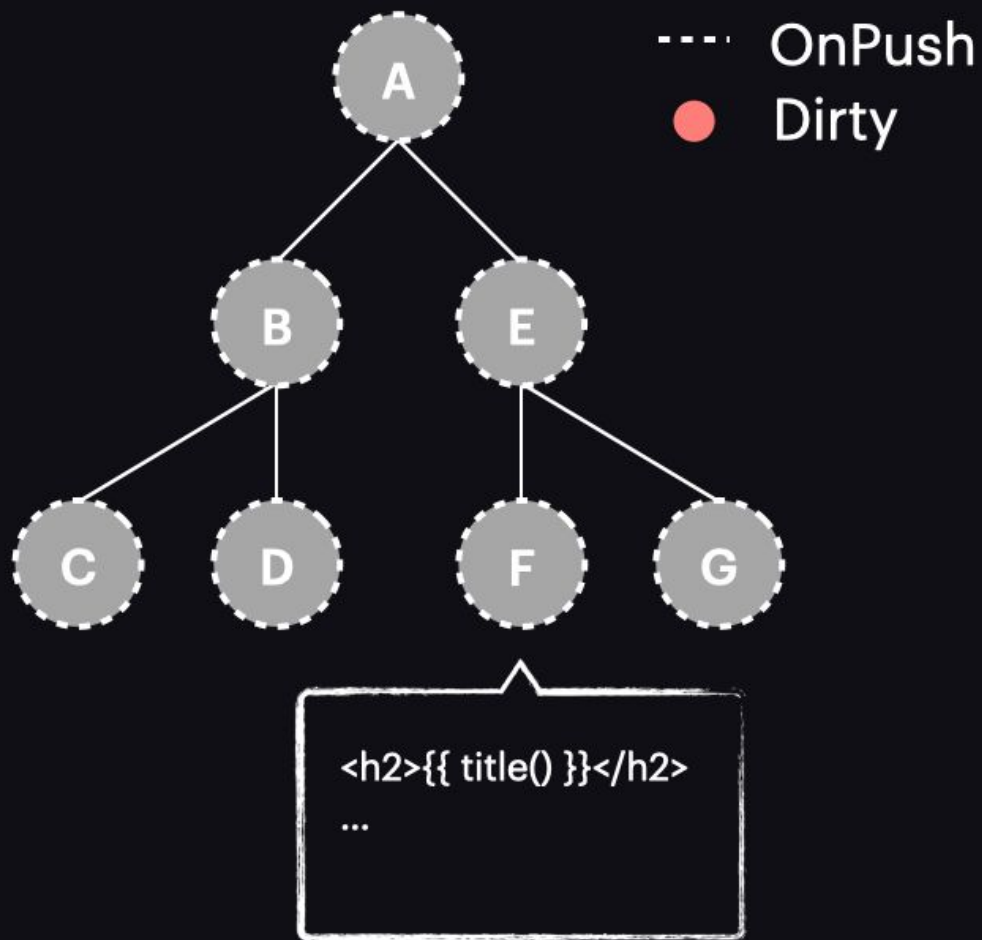
# OnPush, Zone.JS and Zoneless



By Krzysztof Skorupka

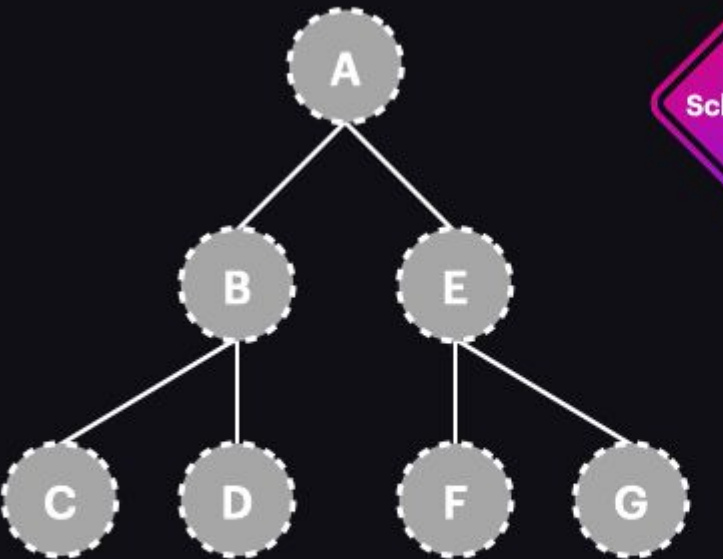
<https://angular.love/the-latest-in-angular-change-detection-zoneless-signals>







- - - OnPush
- Dirty
- Consumer dirty
- HasChildViewsToRefresh



```
<h2>{{ title0 }}</h2>
...
```



# Thank you

Sincerely, your host ***Alex Okrushko***

